

## Features type EF-3 JUMP

### Headrail:



- Headrail recessed by 150 mm behind the front wall
- Aluminium brackets and angles ensure a stable construction

### Supports:



- Dividing wall with recessed support
- Support holder made of anodised aluminium
- Stabilisation of the front elements by means of T-connectors under the dividing wall and front element, tightly screwed

### Hinges:



- Anodised aluminium rising hinge with high-performance polymer
- Treads guarantee absolute freedom from maintenance and a silence, self-closing of the door
- Door hinges are generally used for door openings over 110°



- Optional available: hinges located in the door rebate which ensure a complete flush front wall
- Optional available: internal tube door closer for a self-closing function of the door

## Variation of accessoires type EF-3 JUMP

### Hardware:



Aluminium  
door handle  
Schäfer AL7050



Stainless steel  
door handle  
Schäfer ES6050




Nylon door handle




Stainless steel  
one hand door knob




Aluminium  
one hand door knob  
INSAFE




Aluminium handrail  
55 x 500 mm  
Schäfer ALGS1




Aluminium handrail  
with LED strip  
55 x 500 mm  
Schäfer ALGS1 LED




Aluminium handrail  
55 x 1.150 mm  
Schäfer ALGS2



Aluminium handrail  
with LED strip  
55 x 1.150 mm  
Schäfer ALGS2 LED



Aluminium handrail,  
adapted to the door  
length, always until the  
top edge of the door  
Schäfer ALGSV



Aluminium handrail with  
LED strip, adapted to the  
door length, always until  
the top edge of the door  
Schäfer ALGSV LED

[To the handrail configuration online tool >](#)

[To the sanitary accessories >](#)

### Buffer and hooks:



Aluminium buffer  
Schäfer AL7015



Stainless steel buffer  
Schäfer ES6015



Nylon buffer  
Schäfer N8015



Aluminium hook  
Schäfer AL7011



Stainless steel hook  
Schäfer ES6011



Nylon hook  
Schäfer N8010